

SWARCO

McCain 352i ATC CABINET



McCain 352i ATC Cabinets combine the best of rack mount and serial-based designs to meet the needs of today's LED intersections. Using smarter, high-density components, the cabinets offer unparalleled control capabilities for intersections that would otherwise require unorthodox wiring or a second cabinet. Users rave about the drastically reduced assembly size leaving ample room for auxiliary equipment. With the most sold in the industry, our proven ATC Cabinets meet the needs of today's smart cities and are ready for tomorrow's challenges, including the future of connected and autonomous vehicles.



KEY BENEFITS

- Safeguard against accidental shock from inadvertent contact with high voltages
- Comply with leading standards on electrical safety including, NEC and NFPA 70E
- Detect a dark approach for increased driver safety
- Monitor FTR and flasher continuously to ensure operability
- Upgrade existing installations - matches 332 Caltrans and ITS 342 cabinet footprints
- Connected vehicle ready

PRODUCT DESCRIPTION

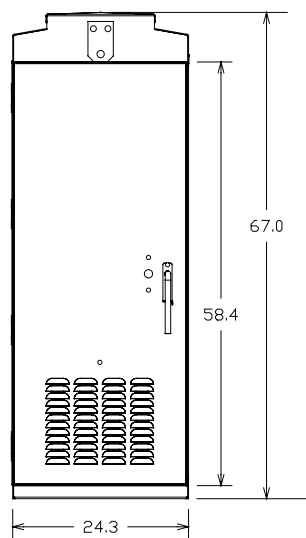
The McCain 352i ATC Cabinet's modern design and advanced safety features complement the operational capabilities of ATC controllers and aim to protect agency, personnel, and public interests. These unrivaled benefits include load current monitoring to detect a dark approach, no AC power exposed to reduce accidental contact with high voltages, and the ability to keep the intersection in flash while replacing the output assembly.

Each McCain 352i ATC Cabinet comes configured to meet individual needs using one or more input and output assemblies in order to provide the necessary phasing, overlaps, and channels. The cabinet can manage up to 120 detector inputs and 32-channel outputs without any complex wiring.

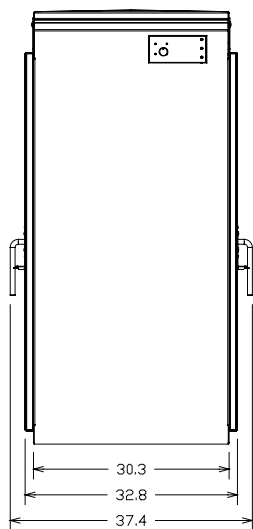
Since the compact components take up half the space (48 input channels fit in the space of the 24-channel input assembly), even the largest configuration can easily fit in the cabinet's standard 332 shell.

McCain 352i ATC CABINET

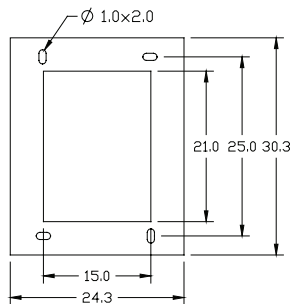
FRONT



SIDE



BOTTOM



STANDARD FEATURES

- Field output termination assembly provides removable contact blocks for easy connections to field signal wires, sockets for flash transfer relays (FTRs), and flash program blocks (FPBs) for output channels
- All channels are flashable and programmable
- FPBs control and select the color (red, yellow, or dark) during flash
- Hermetically sealed high-density FTR features an LED indicator to visually confirm relay is operational and contacts have transferred
- Interior LED cabinet lights (2), front and back
- Model 2202 dual flasher/switch pack combination
- Exterior is continuously welded

ASSEMBLIES AND COMPONENTS

- 24 or 48-channel input assembly
- 2 or 4-channel industry standard detection modules
- 48-channel detector, PPB, EVP, etc.
- 16 or 32-channel output assembly
- 32-channel CMU
- CMU auxiliary display unit
- Model 2216-24 cabinet power supply
- DC power/communication assembly
- Clean AC power assembly
- Police panel with On/Off, MCE, Auto/Flash, and Interval Advance push button cable
- Slide-out drawer for storing programming blocks, plans, etc.
- Fan panel assembly

GENERAL SPECIFICATIONS

Dimensions ¹ :	24"W x 67"H x 30"D
Material:	5052-H32 aluminum, 0.125" thick
Finishes:	Natural, anodized, or powder coated
Door:	Front door (1), back door (1), both full size
Latching System:	3-point, choice of Corbin or Best locks
Handles:	3/4" round, stainless steel with padlock hasp
Door Stops:	90° (±10°), each door, top 90° and 180° (±10°), each door, bottom
Rack Assembly:	Removable 19" EIA rack
Ventilation:	Thermostatically controlled 100 CFM fans (2), louvered air intake in door, pleated filter
Mounting:	Base mounted
Shipping Weight ² :	235 lbs

OPTIONS

- 3/4" x 16" anchor bolts for mounting (4)
- Cabinet Test Display
- Fiber Optic Termination Panel
- Input File Test Card
- Garmin GPS Communication Panel
- ATC CyberCabinet
- ATC Cabinet Input Test Panel
- ATC Cabinet Alarm Panel

¹Dimensions rounded to the nearest inch
²Without plug-ins or controller(s)

